



HEADWATER WOOL
www.headwaterwool.com

For any questions about this pattern do not hesitate to email
headwaterwool@bellnet.ca
Please provide with catalog code: FREE-BLAN-002-K
©Headwater Wool Inc. 2005

Material	Weight	Quantity
Coccole	Chunky	3 balls (50gr/1.9oz) Main color: 2 balls Border color: 1 ball

Gauge
Knit very loose

Tools	Size
Circular knitting needles	6mm/10US

Size	50cm/20in by 50cm/20in
------	------------------------

Level
Intermediate

Abbreviations:

k: knit, p: purl, yo: yarn over,
3togtw: slip next st, knit together 2 next stitches
and draw the stitch through slipped stitch
K2togSR: Knit 2 stitches together slanting right;
insert the needle through the front of 2 stitches
K2togSL: Knit 2 stitches together slanting left;
insert the needle through the back of 2 stitches

BASIC LACE BABY BLANKET



Baby blanket to knit starting from the lacy square and trimming at four sides in stockinet stitch

Work Description:

Lacy pattern: stitches divisible by 6 + 4

Row 1: k3, * k1, k2togSR, yo, k3; repeat from * to last stitch, k1

Row 2 and all even rows: purl

Row 3: k3, * k2togSR, yo, k1, yo, k2togSL, k1; repeat from * to last stitch, k1

Row 5: k2, k2togSR, * yo, k3, yo, k3togtw; repeat from * to last 6 stitches, yo, k3, yo, k2togSL, k1

Row 7: k1, k2togSR, yo, * k4, k2togSR, yo; repeat from * to last stitch, k1

Row 9: k3, * yo, k2togSL, k1, k2togSR, yo, k1; repeat from * to last stitch, k1

Row 11: k3, * k1, yo, k3togtw, yo, k2; repeat from * to last stitch, k1

Row 12: as Row 2

Square:

Work back and forth. Cast on 40 stitches with main color.

Work in lacy pattern for 5 full patterns. Bind off stitches loosely.

Border:

Work in rounds in stockinet stitch (knit every row).

Facing right side, pick up stitches around all 4 borders with secondary color: pick up 1 stitch for each cast on/off stitch and 4 stitches for 3 rows. Mark a stitch at each of 4 corners. You will be performing increases at each corner.






Row 1: (knit to marked stitch, yo, k1, yo) repeat 4 times, mark stitch between 2 yo stitches

Row 2: all knits

Repeat Row 1,2 for 6 rows. Bind off stitches loosely.

Lacy Chart:

+	+	0	^	0	+	11
+	0	/	+	\	0	9
0	/	+	+	+	+	7
^	0	+	+	+	0	5
+	\	0	+	0	/	3
+	+	+	0	/	+	1
6	5	4	3	2	1	

-  : yo
-  : K2togSR
-  : K2togSL
-  : K
-  : 3togtw